


(cylinder bank 5 to 8)


Necessary preliminary tasks:

- Remove left cylinder head cover.
- Remove both solenoid valves on left side
- Release alternator (air-cooled)
- BMW ALPINA B7 vehicles:
 - Remove support block for radial compressor




Release screw, remove holder (1).

Remove line (2) from holder.



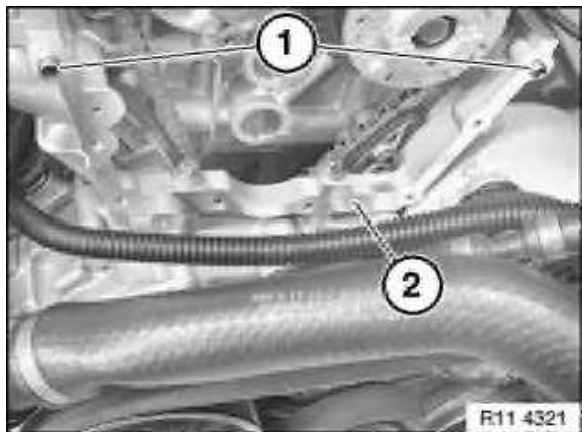
Release screws (1 and 2).

Remove timing case cover (3).



Installation:


Free sealing face (2) on timing case cover (3) of seal debris and clean.



Installation:

Check adapter sleeves (1) for damage and correct installation position; replace if necessary.

Free sealing face (2) of seal debris and clean.



Installation:

Replace gasket (1) and check for correct installation position.